









**CASE STUDY COMPARISON**


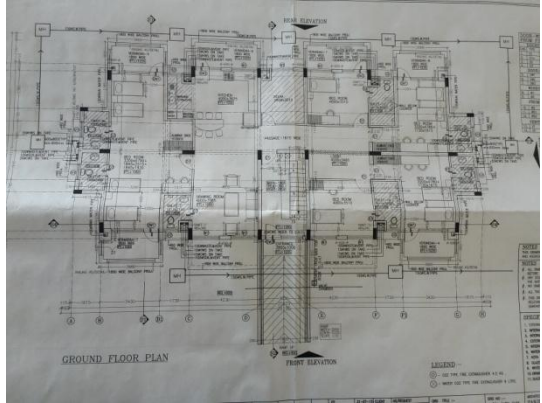



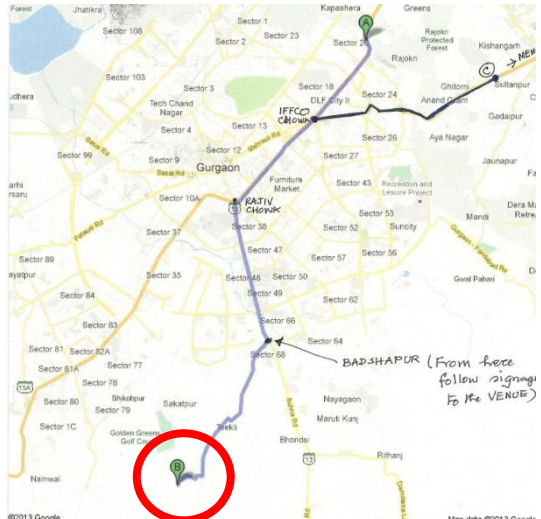

**CASE 1: ANANDA-SUPPORTED LIVING FOR PEOPLE WITH AUTISM, HARYANA**

**CASE 2: AUTISM TREATMENT CENTRE , DALLAS**

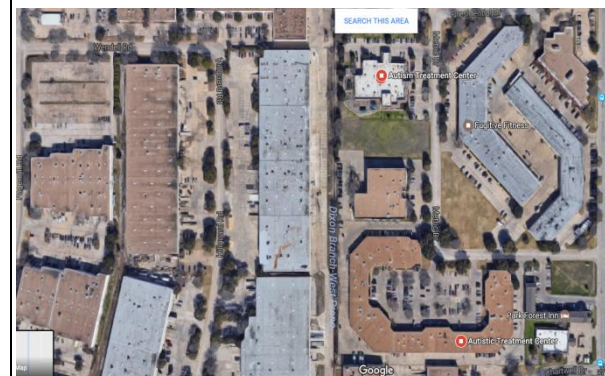
DESIGN PARAMETER	CASE1		CASE2		OBSERVATION/CONCLUSION
	I. SPACES	NO.	AREA	NO.	
1. ADMINISTRATION BLDNG	1	400 SQM	1		<ul style="list-style-type: none"> <li>- The administration shall be such that it includes all the necessary work stations, head offices as well as departments.</li> <li>- It shall be placed in Public unit of the campus and must be easily accessible.</li> <li>-In case 1 it has been clubbed with the therapy and counselling building (other public spaces)</li> <li>-THUS , PUBLIC SPACES SEGREGATION</li> </ul>
2. COUNSELLING ROOM	1	65.5SQM	1		Easily accessible , but at a location which is not disturbed.
3.LIBRARY	1	81 SQM			Library for research purpose and for parents .( not for the purpose of school)
4.DIAGNOSIS ROOM	2	40SQM EACH	3		Primary activity before admission.
5.THERAPY ROOM	4	40SQM	3	 	<ul style="list-style-type: none"> <li>- Therapy room as per type of therapy: Occupational, behavioural, speech as well as physiotherapy. It can vary.</li> <li>- The interiors done will be based on the cases studied of clinics.</li> <li>- Shall not be disturbed by public , but should have a waiting period for parents.</li> </ul>

<p>6. RESEARCH CENTRE</p>	<p>2</p>	<p>30SQM</p>	<p>1</p> 		<ul style="list-style-type: none"> <li>- Preferred in the admin section, as process must be kept upto date with the managers.</li> <li>- Preferred in proximity to the library.</li> </ul>
<p>7. TRAINING CENTRE</p>	<p>1</p>		<p>1</p> 		<ul style="list-style-type: none"> <li>- This could be for parents, siblings for knowledge hence comes under public sector.</li> </ul>
<p>8. PANTRY</p>	<p>5</p>	<p>14 SQM EACH</p>	<p>1</p> 		<ul style="list-style-type: none"> <li>- A pantry provided in ANANDA on every floor .</li> <li>- For meeting rooms and admin areas.</li> </ul>
<p>II. INCLUSIVE SCHOOL 9. CLASSROOMS</p>	<p>8</p> 	<p>56SQM EACH</p>			<ul style="list-style-type: none"> <li>- Classrooms provided atleast 4 on every floor in ANANDA.</li> <li>- Interiors of classrooms in Dallas are done with bright colours</li> </ul>

<p>10. ACTIVITY ROOM</p>	<p>1</p> 	<p>80SQM</p>	<p>1</p>  		<ul style="list-style-type: none"> <li>- Different types of activities are conducted.</li> <li>- Music , dancing , art and craft can be taught . Therefore 1 or more activity room can be provided.</li> </ul>
<p>11.OPEN GARDENS / GARDENING</p>	<p>1</p> 		<p>1</p>  		<ul style="list-style-type: none"> <li>- Gardening is one of the activities that are conducted as part of therapy.</li> <li>- A green house is provided within the campus in Dallas.</li> <li>- Flowers with strong fragrance is provided for sensory stimulation.</li> </ul>
<p>12.CANTEEN / MESS</p>	<p>1</p>	<p>APPROX 195 SQM</p>			

					
<p>13. PROPOSED GROUP HOUSIN</p>	<p>12 GROUP HOMES</p> 	<p>110SQM EACH</p> 	<p>26 GROUP HOMES</p>  		<ul style="list-style-type: none"> <li>- The residential group homes have separate bedrooms or beds and common areas like living , kitchen and dining.</li> <li>- Two of the houses in ANANDA are allotted to staff members.</li> <li>- Dallas have an additional room for domestic attendants of help.</li> </ul>
<p>14. LOCATION</p>	<p>LOCATED ON THE OUTSKIRTS OF DELHI HARYANA-AT TEEKLI VILLAGE.</p> 		<p>LOCATED ON THE OUTSKIRTS OF DELHI HARYANA-AT TEEKLI VILLAGE.</p> 		<ul style="list-style-type: none"> <li>-A location within the city with proximity to all the necessary functions.</li> <li>- However more chaos develops within the city , thus care must be take to establish a peaceful environment.</li> <li>- The closest market to ANANDA is approximately 10km away from the main site.</li> <li>-An environment with easy access to public is a must.</li> </ul>

15. CAMPUS



- ANANDA has one entrance and hence the entire campus has been divided into Public and Private Spaces.
- The Dallas campus has two approach roads since it lies within a grid of the city
- The Dallas centre is more inward looking, whereas the ANANDA centre is more linear in fashion.
- The campus should be divided into INTROVERT and EXTROVERT spaces.