

Purposes of the visit–

To expose the students to an in-depth understanding of the traditional storytelling technique of India- Phad Painting, originated and prevalent in Rajasthan, India. Apart from the hands-on experience of the intricacies of this art form, we focus on teaching students the processes to observe, analyse and define the oral storytelling traditions of Phad painting

Phad Painting Workshop,

Rajasthan, India

Conducted for (Name of the studio & Year) – F.Y. B-arch Studio 19.

Subject Name – Art Appreciation

Topic – Phad Painting Workshop.

Arranged By (Name & Contact no. of the faculty) – Prof. Sonam Kute (8805061040)

Referred By (Name & contact No.) – Prof. Shubhada Chapekar (9823521386)

Date of Visit – 18th & 19th January 2020

Name and Contact Details of Person contacted- Omisha Walia (8800788187)


Number of Students – 28


Brief Description of the Visit –


In these 2-days, the students:

- Explored the origin and history and all aspects of the tradition (oral + visual).
- Got to know more about the artisan and their community.
- Heard the artisan's journey through a one-on-one interaction .

Guest Lecture Committee


Prof. Sonam Kute
Studio Director




Prof Shubhada Chapekar
Principal

- Learned how to execute these techniques (Media: color, canvas).
- Found out new sources of inspiration in everyday life.
- Understood indigenous traditions of India and understand their lifestyle, way of thinking and perception (why they do a particular art in a particular way etc etc).
- Understood the current status of the art in the country.
- Learned to use and take care of tools, materials and studio space.

Schedule

Day 1:


1. We started at 8:00am at artisan's workshop area. Artisan started with the explanation - Origin of the 'Travelling Temples' in Rajasthan, India.
2. Understanding the community of Phad storytellers in Rajasthan via: · Their history · Prevalent themes and the related mythological references such as the stories about Pabuji and Devnarayan (local deities) . The end to end tradition (oral + visual). · Diversity among the community (painters, musicians, social titles such as 'bhopa' and 'bhopi') · Understanding the motivation of the artisans (why do people do this?) · Understanding the motivation of the audience (why do people engage?)
3. Hands-on learning of how the canvas for a Phad painting is 100% handmade and locally produced 4. Process of making natural organic colors

Day 2:


The students learned the storytelling traditions and communication style used in Phad painting as follows:

5. They were taken through the technique of painting a traditional Phad.
6. They painted their own Phad by choosing a particular theme and character.
7. Finally they were shown the complete performance of the painting of a Phad.

Guest Lecture Committee


Prof. Sonam Kute
Studio Director




Prof Shubhada Chapekar
Principal