

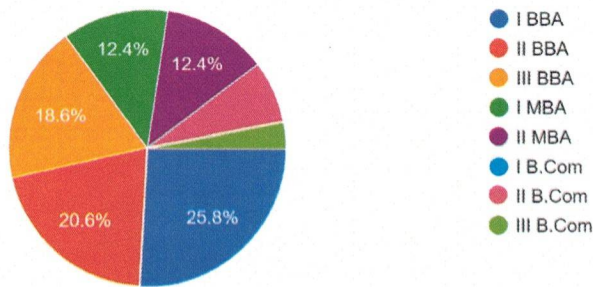


Feed Back Analysis Report of Student Feedback for the Course/Curriculum

Academic Year -2020-21

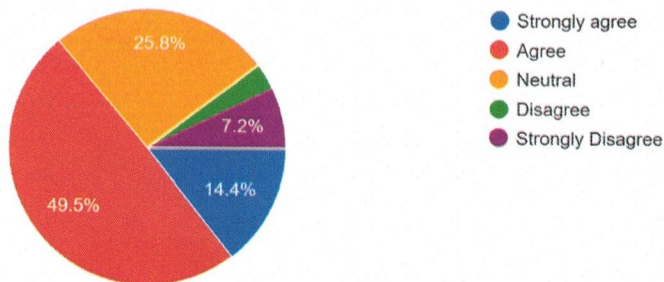
The Student Feedback for the course/curriculum was conducted according to format prepared by the School of Management. The responses from the students were collected & analyzed and the detailed report of the Student feedback analysis is as follows:

Year of Study
97 responses



From the above graph, we can observe the distribution of the feedback responses collected from the students from the different years of study. 25.8% of the students are from I BBA and 20.6 % are from II BBA.

Course Contents are Job Oriented
97 responses



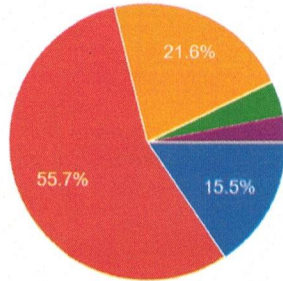
From the above graph, we can observe that 49.5% students agrees that course contents are job oriented.





Curriculum helps in intellectual development

97 responses

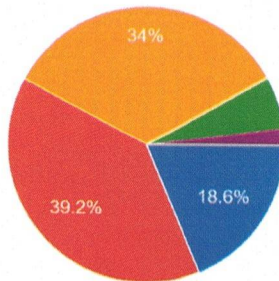


- Strongly Agree
- Agree
- Neutral
- Disagree
- Strongly Disagree

From the above pie chart, we can observe that 55.7 % of the students agree to the fact that the curriculum helps in their intellectual development while 15.5 % of the students have responded saying that they strongly agree to the fact that it helps in their intellectual development and 21.6 % of the student are neutral towards the question asked to them.

Curriculum delivery by faculty members is Satisfactory

97 responses



- Strongly Agree
- Agree
- Neutral
- Disagree
- Strongly Disagree

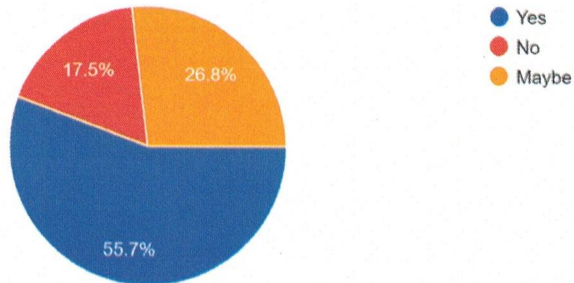
From the above graph, we can infer that the 18.6 % of the students agree to the question whether the curriculum delivery of faculty members is satisfactory and 39.2 % of the students strongly agree that they are satisfied with the curriculum delivery by the faculty members and 34 % are neutral to the question being asked to them.





Current Business Trends are included in the curriculum

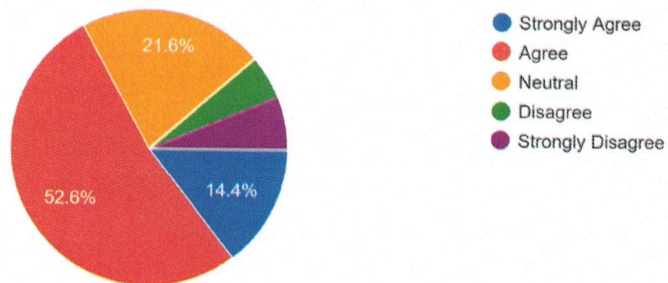
97 responses



From the above graph, we can infer that around 55.7 % of the students have agreed upon the question that the current business trends are included in the curriculum and 26.8 % of the students have a thought that it may be included in the curriculum.

Curriculum is useful for employment

97 responses



From the above graph, we can infer that 52.6 % of the students have agreed upon the factor that the curriculum is useful for employment opportunities and 21.6 % of the students have an opinion that the curriculum is having a neutral factor that helps in the employment opportunities.

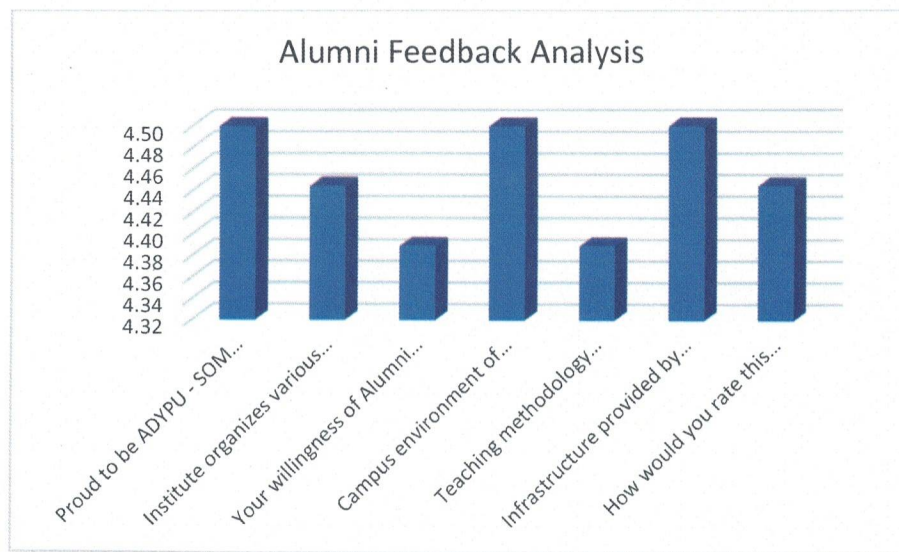




Feed Back Analysis Report of Alumni Feedback for the Course/Curriculum

Academic Year -2020-21

The Alumni Feedback for the course/curriculum was conducted according to format prepared by the School of Management. The responses from the alumni were collected & analyzed and the detailed report of the alumni feedback analysis is as follows:



Dr. Makarand Joshi

Head – School of Management




Feed Back Analysis Report of Employer Feedback for the Course/Curriculum

Academic Year -2020-21

The Employer Feedback for the course/curriculum was conducted according to format prepared by the School of Management. The responses from the Employers are collected & analyzed and the detailed report of the Employers feedback analysis is as follows:



Dr. Makarand Joshi
Head of the School





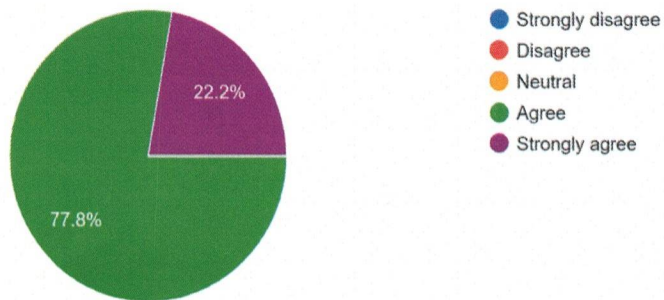
Feed Back Analysis Report of Faculty Feedback for the Course/Curriculum

Academic Year -2020-21

The Faculty Feedback for the course/curriculum was conducted according to format prepared by the School of Management. The responses from the faculties are collected & analyzed and the detailed report of the faculty feedback analysis is as follows:

Syllabus is suitable to the course

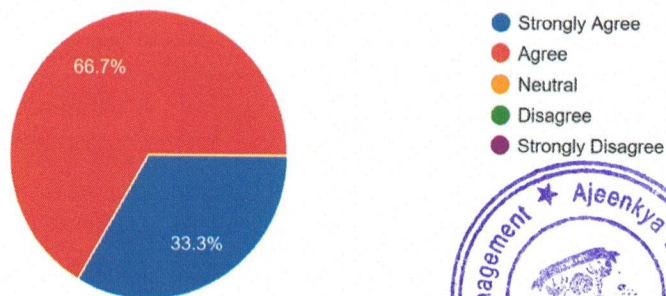
27 responses



From the above graph, we can infer that 22.8% of the respondents have strongly agreed and 77.8% of the faculty members have agreed that the syllabus is suitable to the course.

Curriculum helps in intellectual development

27 responses



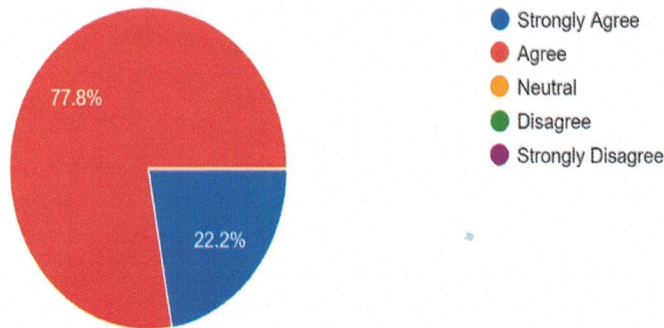
From the above graph, we can infer that 33.3% of the faculty members have strongly agreed that the curriculum helps in the intellectual development of the students and 66.7% of the faculty members agree to the factor.





Course content is followed by relevant reference materials

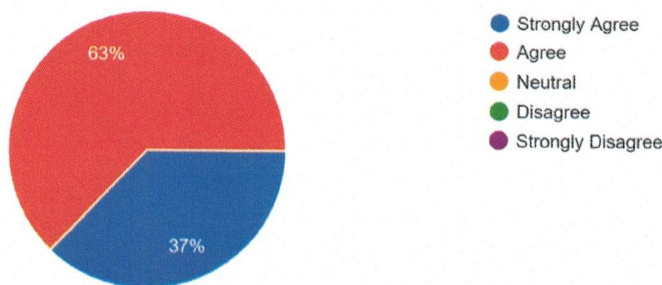
27 responses




From the above graph, we can observe that, 22.2% of the faculty members have strongly agreed that the course content have been followed by relevant reference materials and 77.8% are agreeing to the same.

I have the freedom to adopt new techniques of teaching

27 responses

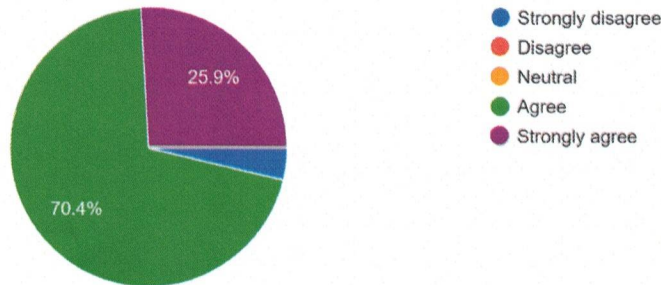


From the above graph, we can infer that 37% of the faculty members strongly agree to the question that the faculty members have the freedom to adopt new techniques of teaching while 63% of the respondents have also agreed to the question.



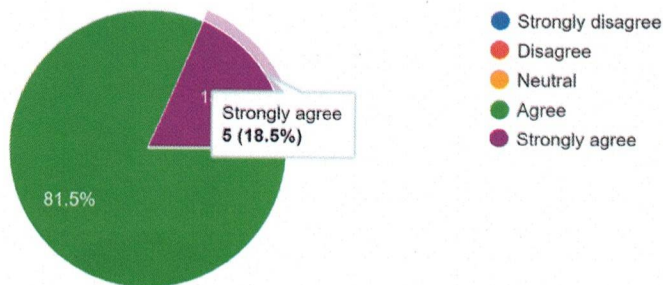


The environment in the college is conducive to teaching.
27 responses



From the above graph, we can observe that the 25.9% of the respondents have strongly agreed to the factor that the environment in the college is conducive for teaching activities and 70.4% of the respondents have agreed to the same.

The administration is staff friendly
27 responses



From the above graph we can infer that, 18.5% of the faculty members have strongly agreed to the question that the administration is staff friendly and 81.5% of the respondents also agree to the same.





AJEENKYA
D Y PATIL UNIVERSITY
THE INNOVATION UNIVERSITY

**School of
Management**

Along with above 7 objective questions, one subjective question was asked to the faculty members regarding their suggestions. Some of the suggestions given by the faculty members are as follows:

- 1) There should be some bridge courses for the subjects like Accounting and Quantitative methods for I MBA students.
- 2) Need for value added courses.

Dr. Makarand Joshi

Head – School of Management

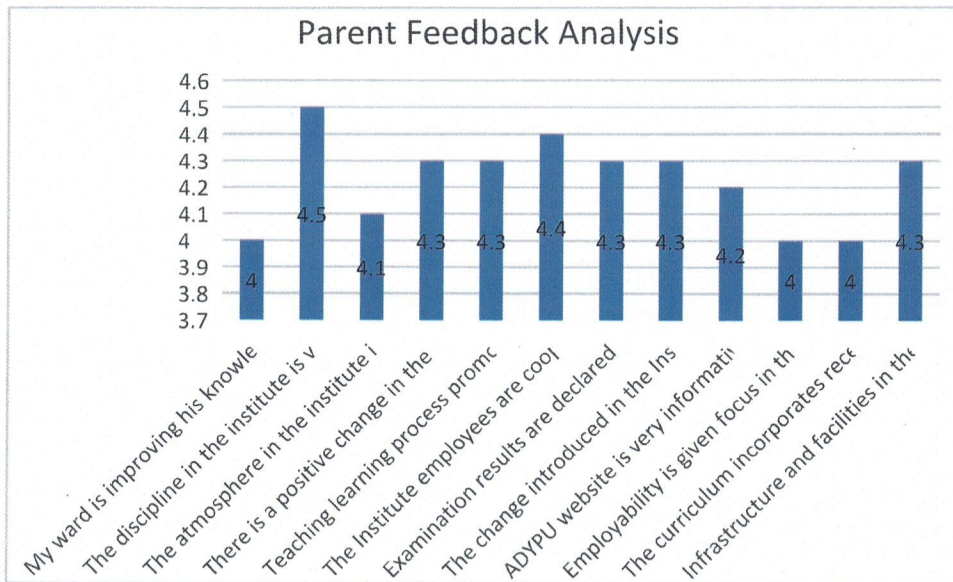




Feed Back Analysis Report of Parent Feedback for the Course/Curriculum

Academic Year -2020-21

The Parent Feedback for the course/curriculum was conducted according to format prepared by the School of Management. The responses from the alumni were collected & analyzed and the detailed report of the alumni feedback analysis is as follows:



Dr. Makarand Joshi

Head – School of Management

